

*DESCRIPTION: Single Phase, Variable Voltage Control*  
*APPLICATION: Constant Resistance Loads*

Model Number	Fuse Amps	Watts @ Max Rated Volts	Open Chassis Dimensions Inches			List Price
			Height	Width	Depth	
<b>MODEL 18TBP</b>						
<b>SINGLE PHASE, 120 VAC INPUT, 0-118 VAC OUTPUT, 50/60Hz</b>						
18TBP-1-5	5	600	2.5	2.5	2	62.00
18TBP-1-10	10	1200	2.5	2.5	2	74.00
18TBP-1-15	15	1800	2.5	2.5	2.5	89.00
<b>SINGLE PHASE, 240 VAC INPUT, 0-235 VAC OUTPUT, 50/60Hz (ALSO FOR 208/220/230 VAC INPUT)</b>						
18TBP-2-5	5	1200	2.5	2.5	2	64.00
18TBP-2-10	10	2400	2.5	2.5	2	82.00
18TBP-2-15	15	3600	2.5	2.5	2.5	97.00
<b>MODEL 18TB</b>						
<b>SINGLE PHASE, 120 VAC INPUT, 0-118 VAC OUTPUT, 50/60Hz</b>						
18TB-1-15	15	1800	4	4	2	89.00
18TB-1-25	25	2900	6.3	4	3.5	107.00
<b>SINGLE PHASE 240 VAC INPUT, 0-235 VAC OUTPUT, 50/60Hz (ALSO FOR 208/220/230 VAC INPUT)</b>						
18TB-2-15	15	3600	4	4	2	97.00
18TB-2-25	25	5900	6.3	4	3.5	108.00
<b>MODEL 18TP</b>						
<b>SINGLE PHASE, 120 VAC INPUT, 0-118 VAC OUPUT, 50/60Hz</b>						
18TP-1-5	5	600	2.5	4.7	2.5	129.00
18TP-1-10	10	1200	2.5	4.7	2.5	136.00
18TP-1-15	15	1800	4	5.12	2.74	172.00
<b>SINGLE PHASE, 240 VAC INPUT, 0-235 VAC OUTPUT, 50/60Hz (ALSO FOR 208/220/230 VAC INPUT)</b>						
18TP-2-5	5	1200	2.5	4.7	2.5	149.00
18TP-2-10	10	2400	2.5	4.7	2.5	160.00
18TP-2-15	15	3600	4	5.12	2.74	182.00

**NOTES:**

1. Model 18TBP controls designed for panel mounting. (See Fig. 1)
2. Model 18TB controls designed for chassis mounting. Includes control pot and 2 feet of control cable.
3. Model 18TP controls may be used as portable or permanently mounted units. Includes three prong plug, 6 ft. of cable, 3 prong receptacle, and lighted On/Off switch. (See Fig. 3)
4. All 18TBP/TB/TP controls have factory tested and approved 2-millisecond fuses installed.
5. For higher voltage or amperage ratings, or for control features not shown here, refer to Model 18D, page 14.
6. For recommended spare fuses, see FUSE CHART, page 39. Use of any other fuse voids all warranties.
7. Enclosures supplied by others must be properly ventilated. See VENT SCHEDULE, page 43.

List prices may be subject to trade classification discounts. Contact your local Payne Engineering Authorized Distributor or representative.

Prices shown are subject to change without notice.

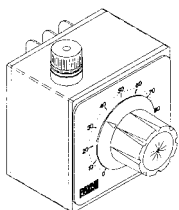


Fig. 1 Model 18TBP

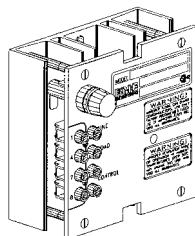


Fig. 2 Model 18TB

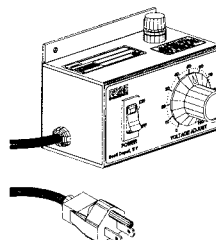


Fig. 3 Model 18TP